


BREAST CANCER MYTHS DEBUNKED

Stephanie Morgan, MD

#1

**SMALL-BREASTED WOMEN
HAVE LESS CHANCE OF
GETTING BREAST CANCER**




Swipe for the answer

BREAST CANCER MYTHS DEBUNKED

Stephanie Morgan, MD

#1

While many small-breasted women may believe they are at low risk of getting breast cancer, there has been no direct connection or clinical correlation found between breast size and risk of breast cancer.




Swipe for more

BREAST CANCER MYTHS DEBUNKED

Stephanie Morgan, MD

#2

**IF I DON'T HAVE A LUMP,
THEN I DON'T HAVE CANCER**




Swipe for the answer

BREAST CANCER MYTHS DEBUNKED

Stephanie Morgan, MD

#2

Many of the cancers found on a 3D mammogram aren't yet 'tangible' or clinically evident to the extent they can be felt. These early-stage breast cancers can typically only be seen through imaging. 3D mammography can detect cancers at an early stage, up to 2 to 3 years before a lump can be felt by a patient or physician. If you DO have a lump, it's not necessarily cancer. There are many benign entities that can present as a lump. If you have a lump or other breast concern, the first step is to consult with your primary care physician to determine next steps.




Swipe for more

BREAST CANCER MYTHS DEBUNKED

Stephanie Morgan, MD

#3

**I'M TOO OLD TO WORRY
ABOUT BREAST CANCER**



Swipe for the answer

BREAST CANCER MYTHS DEBUNKED

Stephanie Morgan, MD

#3

What we know is that the risk for breast cancer increases with age. General guidelines are if your life expectancy exceeds 5 years and/or you remain in good health, you should continue with screening every 12 months.